

Vestil Manufacturing Company  
2999 North Wayne St. Angola, IN 46703

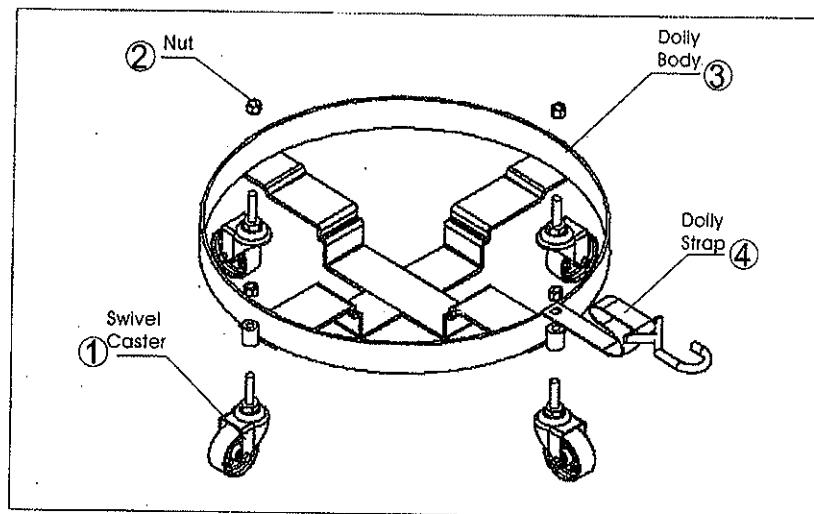
Revised 03-01

E-mail: sales@vestil.com Website: www.vestil.com

A company dedicated to solving ergonomic and mate  
handling problems since 1955.

# OWNER'S MANUAL

DRUM DOLLY  
MODEL DRUM-TRI & DRUM-QUAD



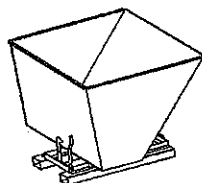
## INSTALLATION

1. Position the Dolly Body (3) upside down on a flat working surface.
2. Screw the four Swivel Casters (1) into the four long nuts installed on the outer perimeter of the Dolly Body.
3. Flip the Dolly Body (3) over and level it by individually adjusting the height of each caster by turning the threaded stem of each caster.
4. Install a Nut (2) over the threaded stem of each caster and securely tighten with wrench.
5. Place the steel grommet of the Dolly Strap (4) over the threaded stem of the fourth caster and securely tighten the last nut with a wrench (*this step is optional and may be omitted if you desire not to use the strap*).
6. The Dolly Strap includes a loop handle for pulling the dolly with your hand and a hook for securing the Dolly Strap to the top of the drum when the Dolly Strap is not needed.

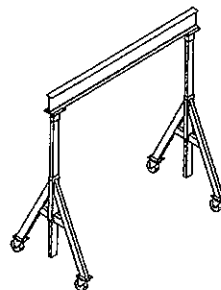
## ADDITIONAL ITEMS AVAILABLE



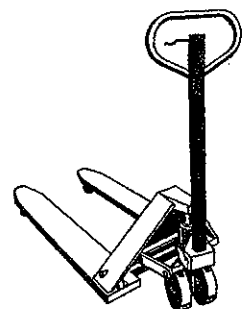
Hydraulic Elevating Carts



Self-Dumping Hoppers



Gantry Cranes



Full Featured Pallet Truck