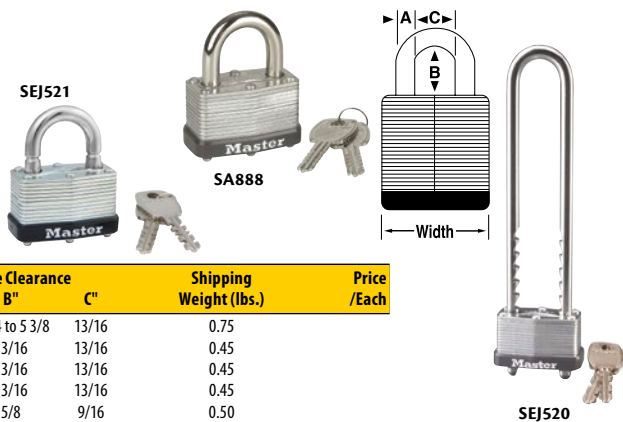


MASTER LOCK ECONOMY LAMINATED STEEL WARDER PADLOCKS (NON-REKEYABLE)

- Warded locking mechanism minimizes jamming from dirt and grime
- Model SEJ521 shackle can be shattered by a hammer in case of emergencies, ideal for emergency accesses sprinkler shut-off valves and fire hose cabinets
- Locks come with two keys
- For keyed alike options, please call us
- Model SEJ520 features a removeable adjustable shackle from shackle heights 2 3/4" to 5 3/8"
- Steel shackle provides strong cut resistance
- Steel laminated body for superior strength, rustproofed for extended wear

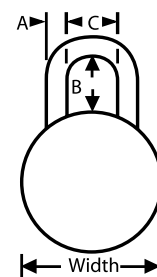


Model No.	Mfg. No.	Key Type	Body Size		Body Material	Shackle Clearance			Shipping Weight (lbs.)	Price /Each
			Width"	Thickness"		A"	B"	C"		
SEJ520	517D	Different	1 3/4	7/8	Laminated Steel	9/32	2 3/4 to 5 3/8	13/16	0.75	
SA888	500	Different	1 3/4	7/8	Laminated Steel	9/32	13/16	13/16	0.45	
SA889	500KA	Alike	1 3/4	7/8	Laminated Steel	9/32	13/16	13/16	0.45	
SEJ521	500KABRK	Alike	1 3/4	7/8	Laminated Steel	9/32	13/16	13/16	0.45	
SGL311	22D	Different	1 1/2	3/4	Laminated Steel	1/4	5/8	9/16	0.50	
SA887	22KA	Alike	1 1/2	3/4	Laminated Steel	1/4	5/8	9/16	0.50	

COMBINATION PADLOCKS

SUPERVISORY COMBINATION PADLOCKS

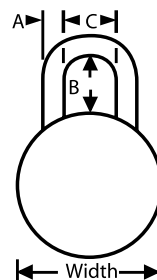
- Easy 3-number dialing with automatic scrambling feature to prevent reopening of lock
- Double-reinforced stainless steel case with cold-rolled steel construction shields locking mechanism from physical attack
- Supervisory feature allows a control key to be used to access all combination padlocks within a system - great for storage lockers
- Patented Blockguard (R) Anti Shim Technology withstands attempts to violate the latch mechanism
- Fits lockers with a padlock eye of at least 5/16" (8 mm) in diameter
- Hardened steel shackle and double-reinforced stainless steel casing resists cutting and prying
- Dial automatically locks under shackle tension to prevent "feeling out" the combination and automatically scrambles when closed to prevent accidental opening
- SAX609 control key sold separately, please call your branch for charting these locker systems



Model No.	Mfg. No.	Body Size		Body Material	Shackle Clearance			Shipping Weight (lbs.)	Price /Each
		Width"	Thickness"		A"	B"	C"		
SAX608	1525	1 7/8 Dia.	3/4	Stainless Steel	9/32	3/4	13/16	0.55	
SAX609	K1525		Control Key	Brass	-	-	-	0.02	

GENERAL SECURITY COMBINATION PADLOCKS

- Features Blockguard™ anti-shim technology
- Double-reinforced stainless steel case with cold-rolled steel construction shields locking mechanism from physical attack
- Easy 3-number dialing with automatic scrambling feature to prevent reopening of lock
- School standard's in combination padlock
- Hardened steel shackles resists cutting and prying
- Dial automatically locks under shackle tension to prevent "feeling out" the combination and automatically scrambles when closed to prevent accidental opening
- Fits lockers with a padlock eye of at least 5/16" (8 mm) in diameter



Model No.	Mfg. No.	Body Size		Body Material	Shackle Clearance			Shipping Weight (lbs.)	Price /Each
		Width"	Thickness"		A"	B"	C"		
SR914	1500	1 7/8 Dia.	3/4	Stainless Steel	9/32	3/4	13/16	0.50	
SAL506	1500LH	1 7/8 Dia.	3/4	Stainless Steel	9/32	2	13/16	0.50	

BLUETOOTH® PADLOCKS

- Includes Master Lock Vault Enterprise IOS and Android app, and web interface, designed for business applications working with many locks and many users
- Use your smartphone to open and manage your lock with the Master Lock Vault Enterprise app
- No keys to lose no combinations to forget no unauthorized key duplication
- Backup access using directional code on lock keypad
- Share access with others - temporary or permanent
- Easily monitor access with robust data and audit trails
- Low battery notification & reminder on padlock and in app
- Comes with easy to replace CR2450 battery model XC005
- Battery jump allows for temporary access if battery dies while locked



Model No.	Mfg. No.	Description	Body Width"	Shackle Diameter"	Shackle Clearance Height"	Shackle Clearance Width"	Price /Each
SGL136	4400ENT	Indoor	1-29/32	9/32	7/8	13/16	
SGL137	4401LHENT	Outdoor	2-7/32	11-32	2	15/16	