

LADDERS & SCAFFOLDING



HIGH WORK MAINTENANCE PLATFORMS


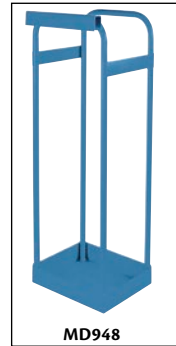
- Convert forklift truck into safe, efficient work platform
- Take care of overhead maintenance problems without setting up ladders or scaffolds
- Non-skid platform
- 72" safety mesh backscreen keeps operator and equipment away from lift mechanism
- Forks slip easily into pockets and are secured with safety chains
- Load capacity: 1000 lbs.
- No assembly required

NOTE:

Kleton maintenance platforms meet or exceed ASME B56.1 safety standard when a safety harness and lanyard are worn.

KLETON

Model No.	Description	Wt. lbs.	Price/Each
MD444	High Work Platform - 36" x 36" platform	230	
MH800	High Work Platform - 48" x 48" platform	300	
MD338	Optional 6" Caster Kit	10	
MD948*	Light Bulb Caddy 15" W x 15" D x 43" H	25	
OPTIONAL TOOL TRAYS			
MI787	36" L x 4" W x 3" D, Fits on model MD444	-	
MI788	48" L x 4" W x 3" D, Fits on model MH800	-	



SCAFFOLDING

Meets OSHA and CAN/CSAS269.2-M87. End frames include coupling and spring pins for stacking. The frame's perimeter tubing is 1 11/16" outside diameter, 13 gauge and the interior tubing is 1" diameter, 16 gauge. Anti-slip blue baked-on powder coat for improved durability. Galvanized cross braces are made of 1", 16 gauge tubular steel. Includes 2 end frames and 2 cross braces or build your own scaffold from components offered on the next page.

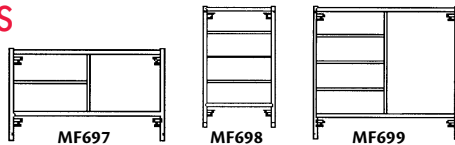


METALTECH

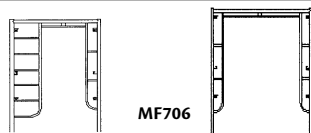
Note: Please go to next page to see components and accessories for this product

COMPONENTS										
Model No.	Size (L" x W" x H")	MF697 END FRAME 60" L X 36" H SCAFFOLDING	MF698 END FRAME 30" L X 60" H SCAFFOLDING	MF699 END FRAME 60" L X 60" H SCAFFOLDING	MF700 CROSS BRACES 1" DIA. 84" W X 24" H GALVANIZED 16GA	MF701 CROSS BRACES 1" DIA. 84" W X 48" H GALVANIZED 16GA	MF702 CROSS BRACES 1" DIA. 120" W X 24" H GALVANIZED 16GA	MF703 CROSS BRACES 1" DIA. 120" W X 48" H GALVANIZED 16GA	Wt. Lbs.	Price /Each
MP507	84 x 60 x 36	2	-	-	2	-	-	-	82	
MF692	84 x 30 x 60	-	2	-	-	2	-	-	80	
MP508	84 x 60 x 60	-	-	2	-	2	-	-	104	
MF694	120 x 60 x 36	2	-	-	-	-	2	-	90	
MP509	120 x 30 x 60	-	2	-	-	-	-	2	88	
MP510	120 x 60 x 60	-	-	2	-	-	-	2	112	

COMPONENTS



Model No.	Width"	Height"	Wt. lbs.	Price/Each
MF697	60	36	32	
MF698	30	60	31	
MF699	60	60	43	



Model No.	Width"	Height"	Wt. lbs.	Price/Each
MF706	60	78	41	
MF707	60	78	45	

METALTECH



CROSS BRACES

One cross brace must be installed at each end frame or arch for maximum stability. 1" diameter, 16 gauge galvanized tubing.

Model No.	W"	H"	Wt. lbs.	Price/Each
MF700	84	24	9	
MF701	84	48	10	
MF702	120	24	13	
MF703	120	48	14	

DIAGONAL BRACES

Diagonal braces must be installed on free-standing and wall mounted scaffolds. 1" diameter, 16 gauge galvanized tubing.

Model No.	W"	H"	Wt. lbs.	Price/Each
MF713	84	30	5	
MF716	84	60	6	
MF717	120	30	7	
MF720	120	60	8	